


# One-Year Bible Reading Plan

JANUARY

## Women of the Old Testament

Explore these stories of the bold and brave women in the Old Testament! Find each story in your Bible or look it up using the page numbers below.



Story	Bible Verses	We read it!	Pages	Pages	Pages
Sarah	Genesis 18:1-15	<input type="checkbox"/>	38-41	Not available, but for another story about a woman in the Old Testament, read about Rebekah on pages 43-47.	10-11
Deborah	Judges 4:1-16	<input type="checkbox"/>	107-109	103-108	28-29
Ruth and Naomi	Ruth 1	<input type="checkbox"/>	110-113	115-120	30-31
Esther	Esther 2, 3, 8	<input type="checkbox"/>	153-157	Not available, but for another story about a woman in the Old Testament, read about Hannah on pages 121-126.	36-37

### ASK

- I wonder how these women felt when they faced a challenging situation. How do you feel when you are in a difficult situation?
- How did these women surprise others with their actions?
- What will you remember about the women in these stories?

### DO

Ask each family member to name a woman who lives out her faith in bold and brave ways. Make her a card, give her a call, or invite her to a meal. Celebrate her faithful actions!

### PRAY

Say this prayer together, including the names of faithful women your family knows.

Dear God, thank you for the women who live out their faith in you each day. *[Name the faithful women you know.]* Amen.


**February Sneak Peek: Get ready to learn about a family tree that goes back thousands of years!**

# One-Year Bible Reading Plan

FEBRUARY

## Our Family Tree of Faith

Explore these stories about our ancestors of faith in the Old Testament!



Story	Bible Verses	We read it!	Pages	Pages	Pages
Sarah and Abraham	Genesis 15:1-6, 17-18	<input type="checkbox"/>	34-37	37-42	10-11
Rebekah and Isaac	Genesis 24:10-21, 58-67	<input type="checkbox"/>	42-45	43-48	Not available in this story Bible, but you can look it up in another Bible!
Jacob and Esau	Genesis 27:1-40	<input type="checkbox"/>	46-49	49-54	12-13
Joseph and His Brothers	Genesis 37:1-28	<input type="checkbox"/>	50-55	55-60	14-15

### ASK

- These stories start with God's promise to Abraham. What is a promise you made to your family?
- If you could interview someone from these stories, who would you choose and why?
- What will you remember about the family relationships in these stories?

### DO

The stories about Abraham, Sarah, and their descendants start with the image of a sky full of stars. Watch the weather for the next clear night and do some stargazing together. Imagine what Abraham thought of God's promise!

### PRAY

Say this prayer together, including the names of people in *your* family tree of faith.  
Dear God, you were faithful to Abraham and you are faithful to us. We thank you for the people in our family who help us grow in our faith. *[Name the faithful people you know.]* Amen.


Ready for next month's reading plan? Plan for a daring escape from Egypt!

# One-Year Bible Reading Plan

MARCH

## Escape from Egypt

Explore these stories about Moses. He led the Hebrew people in a brave escape out of Egypt. Find each story in your Bible or look it up using the page numbers below.



Story	Bible Verses	We read it!	Pages	Pages	Pages
Baby Moses	Exodus 2:1-10	<input type="checkbox"/>	68-73	67-72	16-17
The Red Sea	Exodus 14:1-30	<input type="checkbox"/>	86-91	79-84	20-21
Manna and Quail	Exodus 16:1-18	<input type="checkbox"/>	92-95	85-90	22-23
The Ten Commandments	Exodus 20:1-17	<input type="checkbox"/>	96-101	Not available, but for another story about the exodus, read about the plagues on pages 73-79.	24-25

### ASK

- Miriam helped her baby brother Moses. Tell about a time you helped a younger kid who needed help.
- Look up the word *exodus*. What does it mean? Now read Matthew 2:13-15. Who returned to Egypt?
- Put yourself in the story. What food could you eat for years and years?

### DO

Look online to find the distance between Egypt and Israel. Imagine traveling this distance for forty years—longest road trip ever! Make a Family Road Trip Adventure Kit for your next journey. Include games, puzzles, toys, and anything else that will help the trip go by more quickly.

### PRAY

People are still moving from one land to another to escape danger. Say this prayer for the refugees of today.

Dear God, thank you for guiding your people away from the dangers of Egypt. Be with people today who need to flee from their land, and keep them safe. Amen.

**The April reading plan will include stories about the death and resurrection of Jesus. If Easter happens to fall in March this year, feel free to switch around the March and April reading plans.**

# One-Year Bible Reading Plan

APRIL

## The Easter Story

Take a journey through the Gospels from hosannas to the Last Supper to the cross. But the story doesn't end there...



Story	Bible Verses	We read it!	Pages	Pages	Pages
Jesus Enters Jerusalem	Matthew 21:1-11; Mark 11:1-11; Luke 19:28-40; John 12:12-15	<input type="checkbox"/>	358-363	273-278	Not available in this story Bible, but you can look it up in another Bible!
The Last Supper	Matthew 26:17-30; Mark 14:10-32; Luke 22:14-23; John 13:1-20	<input type="checkbox"/>	364-369	279-284	80-81
Jesus Dies	Matthew 27:27-66; Mark 15:21-47; Luke 23:26-56; John 19:16-30	<input type="checkbox"/>	376-381	285-290	80-81
Jesus Is Risen	Matthew 28:1-10; Mark 16:1-8; Luke 24:1-12; John 20:1-18	<input type="checkbox"/>	382-387	291-296	82-83

### ASK

- Jesus rode a colt into Jerusalem! Have you ridden on an animal? What was it like?
- When Jesus ate with his friends, he said, "Do this to remember me." What meal with friends do you remember?
- Imagine being a kid during Bible times. If you witnessed these events, what would you remember?

### DO

The cross is a Christian symbol. Many people wear a cross as jewelry. Do some research online to learn about types of Christian crosses, like the Greek, Latin, and Celtic designs. Then look online for some ideas for making your own cross necklace with metal, beads, or other art materials.

### PRAY

Dear God,  
Jesus is our king.  
Hosanna!  
Jesus died and rose for us.  
Alleluia!  
Jesus is with us today.  
Amen!


The Bible isn't just about grown-ups—the May reading plan features four great stories about kids!

# One-Year Bible Reading Plan

MAY

## Kids in the Bible

God calls kids to do big things in these Bible stories. God is calling YOU to do big things too!



Story	Bible Verses	We read it!	Pages	Pages	Pages
God Calls Samuel	1 Samuel 3:1-20	<input type="checkbox"/>	122-125	Not available in this story Bible, but you can look it up in another Bible!	32-33
God Calls David	1 Samuel 16:1-13	<input type="checkbox"/>	126-129	133-138	34-35
Young Jesus in the Temple	Luke 2:41-52	<input type="checkbox"/>	214-217	Not available in this story Bible, but you can look it up in another Bible!	54-55
Jesus Blesses Children	Mark 10:13-16	<input type="checkbox"/>	272-277	261-266	62-63

### ASK

- Samuel did not recognize God's voice at first. Whose voice would you recognize immediately?
- What do you think David's older brothers thought when he was the one chosen?
- What questions do you want to ask the church leaders in your community?

### DO

Jesus laid his hands on children and blessed them. Practice this act of blessing as a family. Gently hold a person's head, or place a hand on a shoulder as you say, "The Lord bless you and keep you."

### PRAY

Dear God,  
You work through kids and grown-ups, babies and elders. Help kids to hear your call. Help adults to lift up kids and invite them to leadership. We pray for all the kids who are special to our family. *[Name these kids here.]*  
Amen.


**Summer is coming! Next month's plan includes fun activities to try as you read some Bible stories that make a splash.**

# One-Year Bible Reading Plan

JUNE

## Splashy Stories from the Bible

Jump into the Bible together this month to make a splash! When a rock is plopped into a pool of water, it creates ripples. Read these wet Bible stories together to make big waves of God's love in the world. The more you read, the bigger the splash!



Story	Bible Verses	We read it!	Pages	Pages	Pages
Jesus Is Baptized	Matthew 3:13-17; Mark 1:4-11; Luke 3:15-17, 21-22	<input type="checkbox"/>	224-227	195-200	56-57
Jesus Calls His Disciples	Matthew 4:18–5:16	<input type="checkbox"/>	232-235	201-206	58-59
Jesus Calms the Storm	Matthew 8:23-27; Mark 4:35-41	<input type="checkbox"/>	254-257	231-236	Not available in this story Bible, but you can look it up in another Bible!

## Take the Float-Your-Boat Challenge

Float homemade boats in nearby bodies of water to remind you of the Bible stories you read together this month. Sail your boat in a lake to recall Jesus walking on water during a storm. Dip your boat into a swimming pool to remember Jesus' baptism. Try filling your boat with animals—animal crackers, that is! Any water will do: buckets, streams, puddles, gutters, even bathtubs. Flip to the next page to learn how to make your own homemade boats.

## Say a Prayer

Before you float your boats in each watery spot, say a prayer together: Thank you, God, for water. We float our boats for you! Amen.






Follow these step-by-step instructions to craft your boat from paper, origami-style:




Color one entire side of an 8 ½ x 11 sheet of paper with a wax crayon. This seals the bottom of your boat for the best floating action.




Fold the paper in half, lengthwise, with the color on the inside, and open it again.



Fold both long edges to meet at the center crease.



Fold each corner down to meet the center crease.



Fold each corner down a second time to meet the center crease, creating a diamond-like shape.



Fold the remaining edge on each side to the center crease, forming what looks like a pencil with two tips.



Without unfolding the corners, open the center seam to the colorful part of the paper, turning the project inside out to form a canoe.

Make extra boats to serve a snack mix of cheesy fish crackers, chewy fish candies, and ring-shaped cereal buoys as you travel to the various water locations.

---

**Pack your bags! July's Bible Reading Plan is your ticket to a Bible-times road trip with Jesus and his friends.**


---

# One-Year Bible Reading Plan

JULY

## Fill Your Tank for a Summer Road Trip

This month's Bible stories are a ticket to an adventurous road trip. Check off each story you read to fill your tank and fuel up for a journey with Jesus and his friends. Buckle up for a Bible-times road trip!



Story	Bible Verses	We read it!	Pages	Pages	Pages
The Good Samaritan	Luke 10:25-37	<input type="checkbox"/>	300-305	243-248	60-61
The Prodigal Son	Luke 15:11-32	<input type="checkbox"/>	316-321	Not available in this story Bible, but you can look it up in another Bible!	68-69
Road to Emmaus	Luke 24:13-35	<input type="checkbox"/>	388-391	297-302	Not available in this story Bible, but you can look it up in another Bible!

## Discussion Questions for the Journey

- If God made a road sign just for you, what would it say?
- How do you refuel your faith tank?
- How is the Bible like a map to consult on the road trip of life?
- A navigator is a person who directs the route of a trip using a map, compass, or other useful tools. What qualities make up a good navigator? Who are your life navigators? What useful tools do you use to navigate life as a family?

## Prayer On-the-Go

Pray for your family's vehicles for when you are on-the-go, whether on short trips like errands around town, recreational fun, or long trips for vacation. Pray for your car, van, bus, Uber, boat, bike, wagon, skateboard, or scooter.

Invite every person to touch the vehicle as you pray together: God, thank you for your promise to go with us wherever we go. You are the best travel partner! Bless this vehicle for our travels. Keep us safe when we are on-the-go. We promise to always leave room for you on our journeys. Amen.

When you have finished praying, mark a cross on each tire or in another inconspicuous spot with a permanent black marker to remember that God goes with you wherever you go!



## Take a Spontaneous Day Trip

See where God leads you on a spontaneous family road trip! Cut apart the strips of directional instructions from below, fold them, and put them in a hat. Hop in a vehicle, head out for a walk, or take a bike or scooter ride.

Take turns being the trip navigator, drawing instructions from the hat, youngest to oldest, repeating until all of the slips are used. Follow the directions on each slip, one at a time, going whichever way it leads. Remember to stick together, be safe and obey all traffic laws and road signs on your way. It's a mystery where God will lead you on your spontaneous road trip! Whatever your final destination, take a break there together. Toss a Frisbee or blow some bubbles and enjoy a snack or a picnic before you find your way back home.

Go straight.	Turn left.	Stop and smell the next flowers you see.	Take the second right turn.
Stop in a safe place for a moment – close your eyes and listen. What do you hear?	Go toward the sun.	Smile at a stranger.	Make a u-turn.
Wave at a nearby traveler.	At the next stop sign, turn right.	Give a thumbs up to a neighbor as you pass.	Look for a bird; turn in its direction at the next safe opportunity.

Write your own directions here!

## As you travel home, reflect on this activity by sharing answers to these questions:

- What were some of the surprises on your spontaneous day trip?
- What challenges did you face together?
- What did you like about this trip? What would you change about this trip?
- How is this activity similar to the road trips of the Bible characters in your July Bible readings?
- How is this road trip like your life?

---

**What would your family be without its strong, loving, faithful women?  
Follow August's Bible Reading Plan to explore the grit and grace of  
Women in the New Testament.**

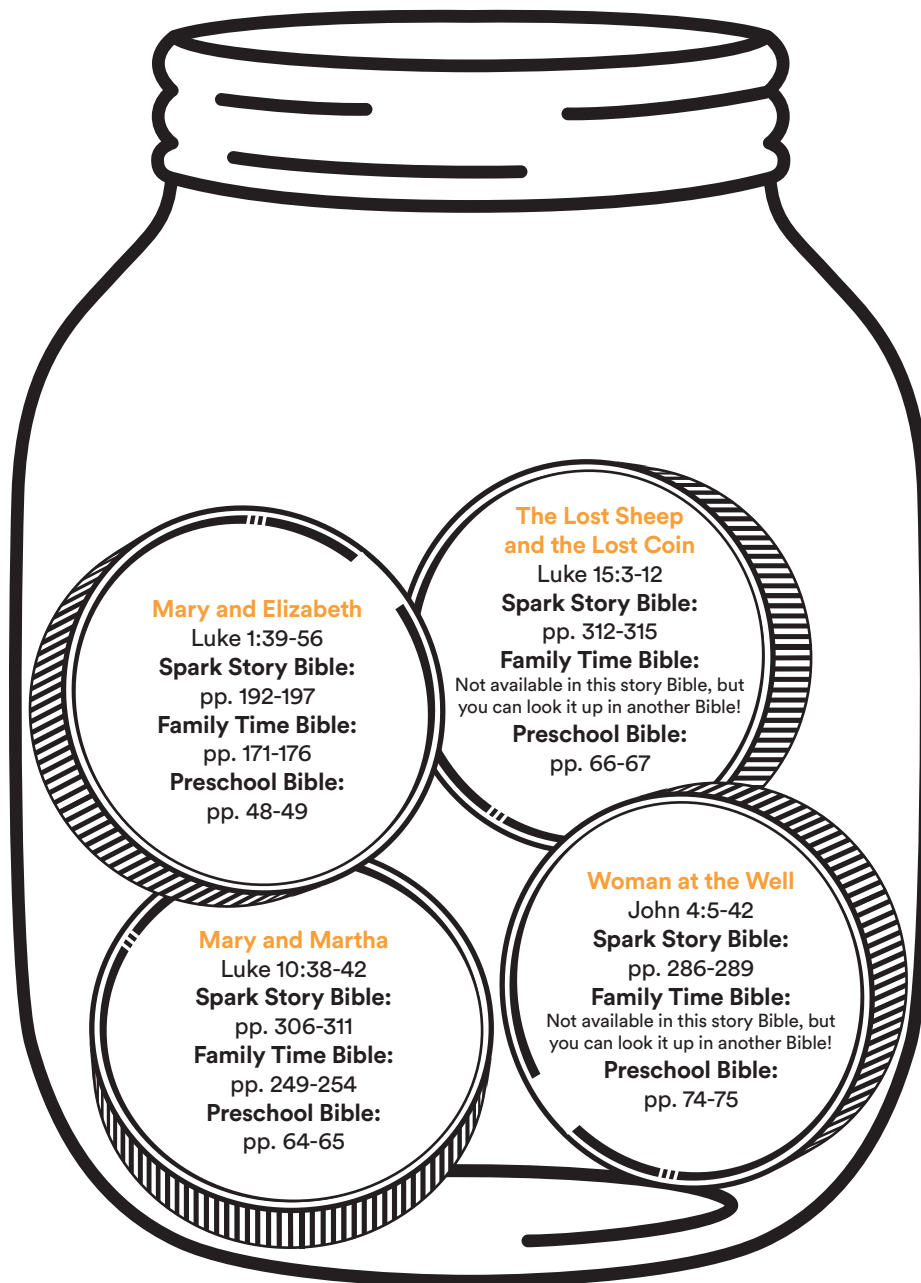
---

# One-Year Bible Reading Plan

AUGUST

## Women of the New Testament

Follow August's Bible Reading Plan to explore the grit and grace of Women in the New Testament.



**Color in the coins that match the stories you read together.**

See the offering jar fill as you meet Mary, Elizabeth, another Mary and her sister, Martha, a Samaritan woman at the well, and a woman in one of Jesus' parables. In these stories, Jesus invites us to give generously and love with our whole hearts, even when we have little to share. Sometimes, that may mean our time as much as our financial gifts. Celebrate that your family shares time together reading the Bible! The fuller the jar, the fuller are our hearts with God's word.

## Try This

Another way to mark your progress as you read the Bible throughout the month of August is to fill your own jar with real coins. Each time you meet a new woman of the New Testament, toss in another coin. At the end of the month, give the money you've collected as an offering to a ministry that helps women in your community.

## Leading Ladies

Our modern-day community is filled with faithful women who lead with grit and grace. Conduct an internet search to identify local women in male-dominated jobs: sports, government, technology, media, lawn care, construction, etc. Send them notes and drawings of encouragement. Let them know that their work in the world does not go unnoticed and that you are praying for them.

## Present Awards

Plan to present these special awards to your honorees at the next opportunity. Discuss these questions as you glue and paint. Make copies of the reproducible page and fill in the blanks to create a certificate for each of your honorees.

- Who are the women of faith you want to honor? Write the names on the certificates.
- Why did you choose these special women? What are the things they do that make a difference in your world? On the lines in the middle of the certificate, be sure to list specific activities and services you've observed by these women in action.
- Which Bible verse reminds you of each woman of God? Refer back to the August Bible stories you read together, and to other favorite Bible stories. List the chosen Bible verses on the certificates for each one.
- Sign your names on the certificates.
- When and where will you present the awards? Make a specific date to bestow the awards. Consider inviting your honoree to a brunch, tea party, or picnic where you can celebrate and enjoy time together. Add the date, month, and year to the certificates.

## Discussion Questions as You Meet the Women of the New Testament

- What words are used to describe the women in the Bible readings?
- How do the women of the New Testament show God's love?
- Who are the faithful women in your life? What are they teaching you?
- Not all strength comes from big muscles. Sometimes our inner strength shines when we flex our faith muscles. What kind of "workout" helps to strengthen your faith?

## Pray Together

God, thank you for surrounding and supporting us with amazing women: mothers, grandmothers, wives, daughters, sisters, cousins, friends, teachers, pastors, and leaders. Thanks for giving them the strength to follow you and the grace to lead us to your love. We pray for all of the special women in our lives! Amen.

---

**Join us in September while we stampede, frolic, and bounce our way through Bible stories featuring animals.**

---

# *Certificate of Honor*

## *Woman of Faith*



*In recognition and grateful appreciation for:*

---


---

---

*Bible verse* \_\_\_\_\_

*Presented by* \_\_\_\_\_

*This* \_\_\_\_\_ *Day of* \_\_\_\_\_,



# One-Year Bible Reading Plan

SEPTEMBER

## Animals in the Bible

God's creation includes creatures with fins, feathers, and fur. Read how animals play a major part in these Bible stories!



Story	Bible Verses	We read it!	Pages	Pages	Pages
Creation	Genesis 1:1–2:4a	<input type="checkbox"/>	6-11	13-18	6-7
Noah and the Ark	Genesis 6–9	<input type="checkbox"/>	24-29	25-30	8-9
Daniel and the Lions	Daniel 6:1-14	<input type="checkbox"/>	174-179	Not available in this story Bible, but you can look it up in another Bible!	42-43
Jonah and the Big Fish	The book of Jonah	<input type="checkbox"/>	180-183	157-162	44-45

### ASK

- God created animals of all shapes, sizes, and sounds. If you could create a new animal, what would it look like? What would it eat? What sounds would it make? What would you name it?
- What do you think Noah's neighbors thought when they saw him building a giant boat? (What would your neighbors think?)
- Daniel and Jonah both felt afraid. God saw and heard them and helped them. When have you been afraid? How has God seen and heard and helped you?

### DO

God created every animal on the planet—the octopus, the platypus, and even the bumblebee! Go outside with your family and count how many animals you can see, hear, and smell. Thank God for each and every one.

### PRAY

Dear God,  
Thank you for creating us all, loving us all, and protecting us all. We are especially thankful for these animals. *[Name animals significant to your family, like pets, familiar animals, favorite wild animals, and common neighborhood critters.]* And all God's creatures said, "Amen!"

**Do you like superheroes? Next month's plan includes stories about some amazing people doing amazing things.**



# One-Year Bible Reading Plan

OCTOBER

## Amazing Stories in the Bible

Explore these Bible stories of God's amazing power and Jesus' amazing generosity and goodness! Find each story in your Bible, or look it up using the page numbers below.



Story	Bible Verses	We read it!	Pages	Pages	Pages
David and Goliath	1 Samuel 17:4-11, 32-50	<input type="checkbox"/>	130-135	139-144	34-35
Jesus Heals Ten Men	Luke 17:11-19	<input type="checkbox"/>	322-325	255-260	70-71
Jesus Feeds 5,000	John 6:1-14	<input type="checkbox"/>	344-349	237-242	76-77
Jesus Heals a Paralyzed Man	Luke 5:17-26	<input type="checkbox"/>	Not available, but for another story about Jesus healing someone, read the story on pages 230-231.	213-218	72-73

### ASK

- Which amazing story would you want to witness in person? How come?
- Sometimes the big, amazing things Jesus did started out as small, simple things. What little thing happened in each of these stories? What huge thing happened next?
- Has someone in your family witnessed a miraculous healing, either in themselves or in someone they know? Talk about it!

### DO

Draw a picture of an amazing thing God has done in your life. Give everyone a chance to talk about their picture and give thanks to God. Were others a part of this amazing story? Write them a letter of encouragement and thanks as you remember this amazing thing.

### PRAY

Say this prayer together, including the names of people your family knows who you've seen God heal, feed, or help. Dear God, thank you for working in the most amazing ways, even in the least likely situations. Thank you for showing your amazing and powerful love to all people, even the ones we least expect. *[Name the amazing work God is doing in the lives of people you know.]* Amen.


Get ready to sit at Jesus' feet as he tells stories about God's loving Kingdom.

# One-Year Bible Reading Plan

NOVEMBER

## Parables of Jesus

Jesus told many stories about God's loving kingdom. These stories are called parables. Find each parable in your Bible, or look it up using the page numbers below.



Story	Bible Verses	We read it!	Pages	Pages	Pages
The Parable of the House on the Rock	Matthew 7:24-28	<input type="checkbox"/>	250-253	225-230	Not available in this story Bible, but you can look it up in another Bible!
The Parable of the Sower	Matthew 13:1-9, 18-23	<input type="checkbox"/>	260-261	207-212	Not available in this story Bible, but you can look it up in another Bible!
The Parable of the Lost Sheep and Lost Coin	Luke 15:1-10	<input type="checkbox"/>	312-315	Not available in this story Bible, but you can look it up in another Bible!	66-67
The Parable of the Good Samaritan	Luke 10:25-37	<input type="checkbox"/>	300-305	243-248	60-61

### ASK

- Jesus was a great teacher! Who is your favorite teacher? What makes them a good teacher?
- Have you ever planted a seed or a plant and watched it grow? Talk about the things a plant needs to grow.
- Some of Jesus' stories are about finding what was lost. Have you ever lost something valuable, then found it? What was it like when you were reunited?

### DO

Plant some seeds like the sower did. Find three small plastic cups. Fill one cup with dirt, one cup with rocks, and one with water. Plant a few seeds in each cup. Leave the cups by a window for a week and see what happens. Write down the changes you see each day.

### PRAY

Say this prayer together, including all the things you are thankful for.

Dear Jesus, thank you for telling us stories and teaching us. Thank you for loving us. Thank you for telling us about God. We are thankful for all these things. [Name what you are thankful for.] Amen!


Watch, wait, and hope next month as your family gets ready for the birth of Jesus at Christmas.

# One-Year Bible Reading Plan

DECEMBER

## The Story of Christmas

Get ready for Jesus' birthday by reading about what his family did to prepare for him and how some visitors journeyed to see him after his birth. Find each story in your Bible, or look it up using the page numbers below.



Story	Bible Verses	We read it!	Pages	Pages	Pages
Angels Visit Mary and Joseph	Matthew 1:18-25; Luke 1:26-38	<input type="checkbox"/>	186-191	171-176	48-49
Mary and Elizabeth	Luke 1:39-56	<input type="checkbox"/>	192-197	171-176	48-49
Jesus Is Born	Luke 2:1-20	<input type="checkbox"/>	198-203	177-182	50-51
The Wise Men	Matthew 2:1-12	<input type="checkbox"/>	204-209	189-194	52-53

### ASK

- What is your favorite part of the Christmas story?
- Many people and groups are part of the Christmas story—angels, Mary, Joseph, Elizabeth, shepherds, and wise men. Did any of their words or actions surprise you? How? Why?
- Jesus' birth changed the world! How can your family help change the world this Christmas?

### DO

Ask your parents to name someone who reminds them of Elizabeth—someone who was with them and supported them while they waited for YOU to arrive! Write a thank you note, call them on the phone, or invite them to visit to share a meal. Thank them for changing your world for the better!

### PRAY

Say this prayer together, including a list of people who show you God's love.

Dear God, thank you for people who change the world with their love.  
[Name the loving people in your life.]  
Amen!

We hope you enjoyed journeying through the Bible with us this year!  
Merry Christmas!