


Little Mole Gives Thanks Activity Kit



Pinecone pie, acorn stew, mushroom soup! Little Mole's big table is all set for his fancy fall feast, and he can't wait to welcome three very important guests. But when each of these guests delivers the news that they won't be able to attend, Little Mole doesn't know what to do. Who will fill his table? Disappointment turns into gratitude as his community shows Little Mole what true friendship looks like, just in time for the big feast he and Mama worked so hard to prepare.

In this fourth installment in the Little Mole series, author Glenys Nellist and illustrator Sally Garland team up again to bring a welcoming and inclusive tale. Children will relate to Little Mole's feelings of disappointment and be inspired to turn to their friends for comfort when things don't go the way they planned.

Table of Contents

Plan Your Own Fancy Forest Feast!	2-5
Invitations	2
Decorations	3
Placemats	4
Recipes	5
Dress Little Mole!	6
Maze	7
Coloring Pages	8-9



Written by
Glenys Nellist



Illustrated by
Sally Garland

Plan Your Own Fancy Forest Feast!

As you plan your own Fancy Forest Feast (whether in the woods, your backyard, or your living room) use these templates to help you.

INVITATIONS



To: _____

You Are Invited To:

On: _____ At: _____

From: _____





To: _____

You Are Invited To:

On: _____ At: _____




From: _____



Plan Your Own Fancy Forest Feast!

DECORATIONS


Use the leaf shapes to create garlands by stringing the leaves together, or trace around them to decorate a paper tablecloth.



Plan Your Own Fancy Forest Feast!

PLACEMATS

Make each guest a placemat with their name.



Plan Your Own Fancy Forest Feast!

RECIPES

Have fun planning your menu. Try some of the following ideas!

LEAF-SHAPED SANDWICHES

Make sandwiches using leaf-shaped cutters.

PINEAPPLE PORCUPINES

Cover a large potato with foil. Put grapes, cheese cubes, and pineapple chunks on wooden skewers and push them into the potato.

THANKSGIVING MIX

Make your own mix using popcorn, pretzels, mini marshmallows, and your favorite cereal.


THANKSGIVING CUPCAKES

Bake some cupcakes and decorate them with frosting. Color the flags, cut them out, tape them onto toothpicks, and insert them into each cake.




Dress Little Mole!

Can you color Little Mole's outfit so he's ready for his Fancy Forest Feast? Try adding a hat, a scarf, or other fun accessories. Use your imagination!



Maze

Oh no! Little Beaver can't find her way to the feast! Can you help her?



“Oh, Little Mole, I’m so sorry. I have an event at school. I can’t come to your fancy forest feast.”



